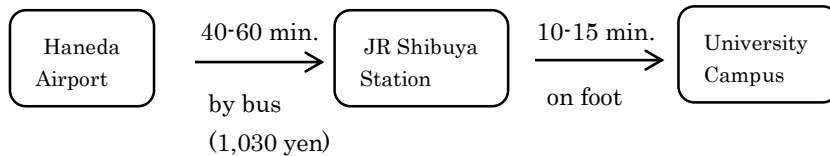


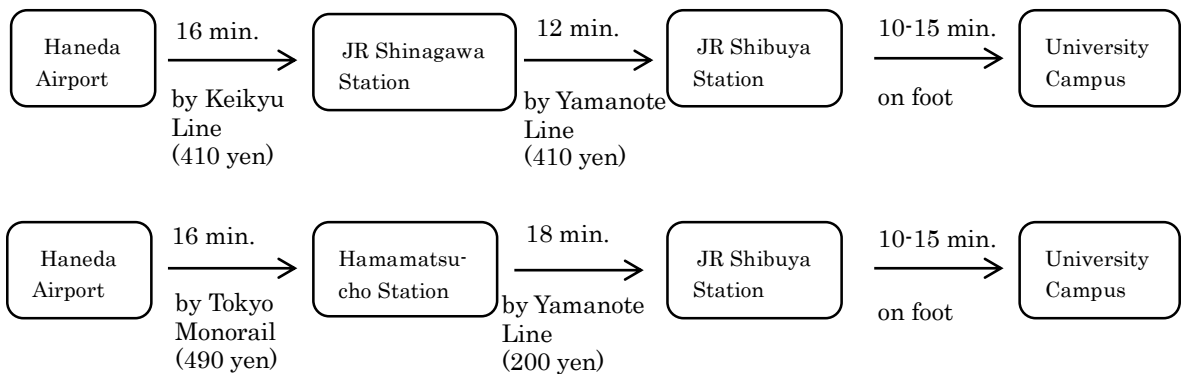
Transportation Information

Access to Campus from Haneda Airport

Option 1: By Airport Limousine



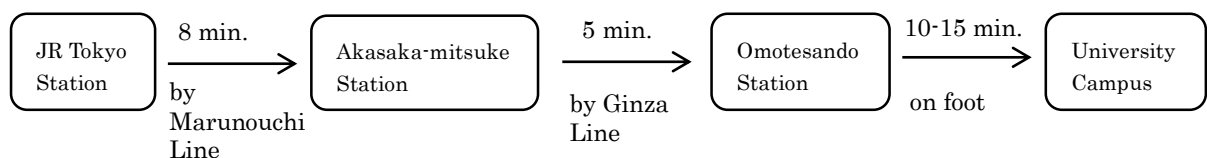
Option 2: By Train



Note: Instead of walking from JR Shibuya Station, you can take Tokyo Metro Ginza Line or Hanzomon Line from Shibuya Station, and get off at Omotesando Station (5 minute-walk from Exit B1).

Access to Campus from Tokyo Station

By Subway

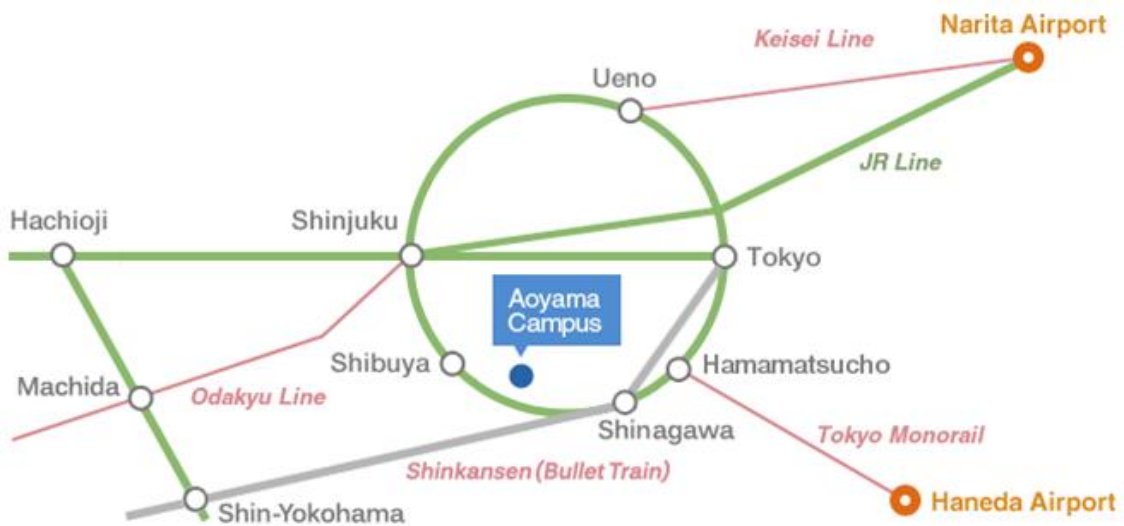
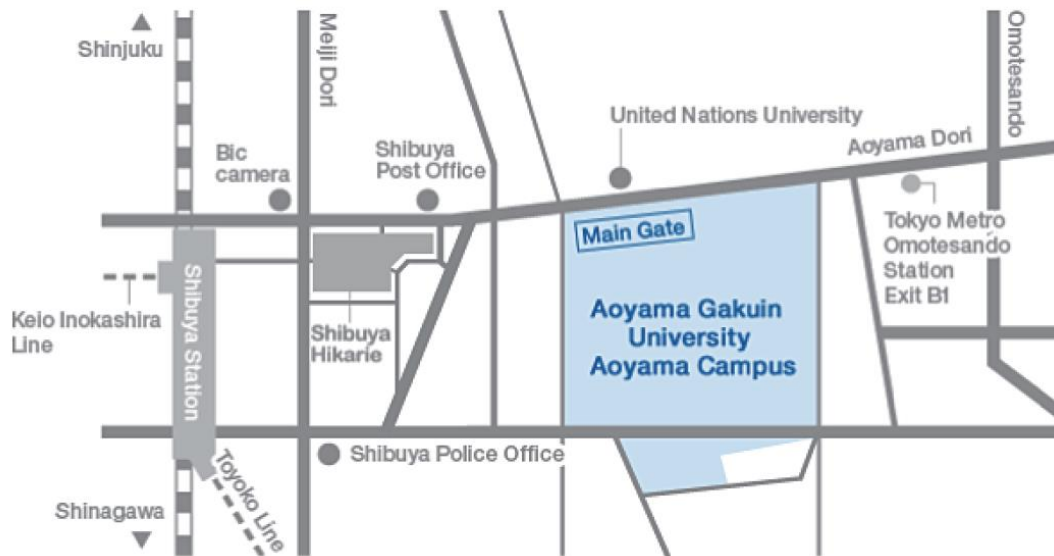


• The total subway fare from Tokyo Station to Omotesando Station is 200 yen.

Note: In addition to the sum total of bus/train transportation time, you are advised to allow extra time for changing trains, buying tickets, and so on.

Access Map and Directions

10 to 15 minutes' walk from Shibuya Station of the JR Yamanote Line, Saikyo Line, the Tokyu Line, Keio Inokashira Line, and the other Lines.
5 minutes' walk from Omotesando Station of the Tokyo Metro (Ginza Line, Chiyoda Line and Hanzomon Line)



Aoyama Gakuin University (Aoyama Campus)
4-4-5, Shibuya, Shibuya-ku, Tokyo, 150-8366 Japan